




# QUICK ANSWER REFURBISHED STEELCASE WORKSTATIONS



**CUSTOMIZED, RECYCLED AND A LOT CHEAPER!**

[WWW.OFR-INC.COM](http://WWW.OFR-INC.COM)

Priced per station, minimum order of 4 workstations in the typical configuration as shown. Quick Answer fabrics, laminates and standard (non-metallic) paint finishes only. Panel width dimensions and storage style will vary per available stock. Lead time may vary. Includes up to 3 outlets per station, power on the spline only, power base in feeds (whips) are priced separately. **M=Monolithic panels, T=Tiled panels.** All sizes and options listed below.

## Base Pricing (per workstation, minimum order of 4 workstations)

Item Number	Panel Style	Panel Height	Size	Price	Includes
QA542x4M	Monolithic	54" h telemarketing	24" x 48"	\$ 350.00	BBF
QA542x4T	Tiled	54" h telemarketing	24" x 48"	\$ 400.00	BBF
QA5430x60M	Monolithic	54" h telemarketing	30" x 60"	\$ 450.00	BBF
QA5430x60T	Tiled	54" h telemarketing	30" x 60"	\$ 500.00	BBF
QA4230x60M	Monolithic	42" h benching	30" x 60"	\$ 600.00	Mobile ped, O-leg
QA4230x60T	Tiled	42" h benching	30" x 60"	\$ 650.00	Mobile ped, O-leg
QA546x6M	Monolithic	54" h L-shape	6' x 6'	\$ 950.00	BBF, FF
QA546x6T	Tiled	54" h L-shape	6' x 6'	\$ 999.00	BBF, FF
QA546x8M	Monolithic	54" h L-shape	6' x 8'	\$ 1,050.00	BBF, FF
QA546x8T	Tiled	54" h L-shape	6' x 8'	\$ 1,100.00	BBF, FF
QA548x8M	Monolithic	54" h U-shape	8' x 8'	\$ 1,250.00	BBF, FF
QA548x8T	Tiled	54" h U-shape	8' x 8'	\$ 1,300.00	BBF, FF
QA666x6M	Monolithic	66" h drop to 54" L-shape	6' x 6'	\$ 1,100.00	BBF, FF, Shelf, Bin
QA666x6T	Tiled	66" h drop to 54" L-shape	6' x 6'	\$ 1,150.00	BBF, FF, Shelf, Bin
QA666x8M	Monolithic	66" h drop to 54" L-shape	6' x 8'	\$ 1,200.00	BBF, FF, Shelf, Bin
QA666x8T	Tiled	66" h drop to 54" L-shape	6' x 8'	\$ 1,250.00	BBF, FF, Shelf, Bin
QA668x8M	Monolithic	66" h drop to 54" U-shape	8' x 8'	\$ 1,400.00	BBF, FF, Shelf, Bin
QA668x8T	Tiled	66" h drop to 54" U-shape	8' x 8'	\$ 1,450.00	BBF, FF, Shelf, Bin

## Add/Subtract options (per item)

Item Number	Item	Price +/-	Notes
QABB	Binder Bin	\$ 60.00	does not include task light
QASHELF	Shelf	\$ 30.00	does not include task light
QABBF	Box/Box/File Pedestal	\$ 75.00	locking, includes 1 key
QAFF	File/File Pedestal	\$ 75.00	locking, includes 1 key
QALAT	2 Drawer Lateral File	\$ 150.00	undersurface, locking, includes 1 key
QATASK	Tasklight	\$ 25.00	QA includes 1 task light per station
QATOWER	Storage Tower	\$ 200.00	sizes and style will vary
QAMOBPED	Mobile Pedestal	\$ 100.00	metal top
QACUSHMOBPED	Mobile Pedestal with cushion top	\$ 150.00	includes base grade fabric
QAPANEL	Closing-Wing or Additional Panel	\$ 125.00	Monolithic, 54" h, includes connector
QAPANEL	Closing-Wing or Additional Panel	\$ 150.00	Tiled, 54" h, includes connector
QAHEIGHT	Make panel 12" taller	\$ 50.00	per panel, includes connectors
QAPOWER	Additional power, per panel	\$ 75.00	QA price includes power on spline
QAOLEG	Metal O-leg	\$ 99.00	silver, black or white

Example	
66" h, 6x6 Tiled	\$1150.00
-1 shelf	-\$30.00
+1 binder bin	+\$60.00
+ 1 task light	+\$25.00
<b>Total</b>	<b>\$1205.00 ea</b>

**CONFIGURATIONS AT A GLANCE**

Priced per station, minimum order of 4 workstations in the typical configuration as shown. Quick Answer fabrics, laminates and standard (non-metallic) paint finishes only. Panel width dimensions and storage style will vary per available stock. Lead time may vary. Includes up to 3 outlets per station, power on the spline only, power base in feeds (whips) are priced separately. **M=Monolithic panels, T=Tiled panels.** Other sizes and options available.

**TELEMARKETING**




#QA542x4M  
54" h, 24" x 48"  
with 1 pedestal **\$350**

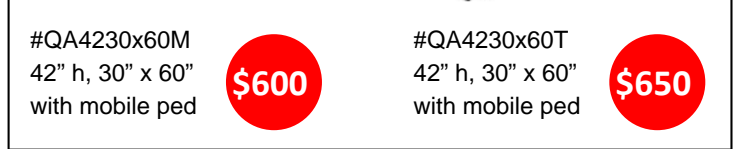


#QA5430x60T  
54" h, 30" x 60"  
with 1 pedestal **\$500**

**BENCHING**



#QA4230x60M  
42" h, 30" x 60"  
with mobile ped **\$600**



#QA4230x60T  
42" h, 30" x 60"  
with mobile ped **\$650**

**54" H SEATED PRIVACY**

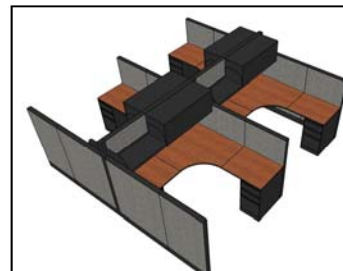


#QA546x6M  
54" h, 6' x 6'  
with 2 pedestals **\$950**



#QA546x6T  
54" h, 6' x 6'  
with 2 pedestals **\$999**

**66" H OVERHEAD STORAGE**



#QA666x6M  
66" h drop to 54"h,  
6' x 6' with 2 peds,  
1 shelf and 1 bin **\$1100**



#QA666x6T  
66" h drop to 54"h,  
6' x 6' with 2 peds,  
1 shelf and 1 bin **\$1150**



#QA666x8M  
66" h drop to 54"h,  
6' x 8' with 2 peds,  
1 shelf and 1 bin **\$1200**



#QA666x8T  
66" h drop to 54"h,  
6' x 8' with 2 peds,  
1 shelf and 1 bin **\$1250**



#QA668x8M  
66" h drop to 54"h,  
8' x 8' with 2 peds,  
1 shelf, 1 bin,  
U-shape surfaces **\$1400**




#QA668x8T  
66" h drop to 54"h,  
8' x 8' with 2 peds,  
1 shelf, 1 bin,  
U-shape surfaces **\$1450**

Examples shown in SC Solar Black paint, Wilsonart Wild Cherry laminate, and Burch Unison Flint and Unison Halo fabrics. Benching example shown in SC Milk paint, Wilsonart Designer White laminate, Burch Unison Halo panel fabric, Burch Flint/Cotton Candy cushion fabric.



## LAMINATES



Wild Cherry 7054-60  
 Kensington Maple 10776-60  
 River Cherry 7937-38  
 Antique White 1572-60  
 Desert Zephyr 4841-60  
 Designer White D354-60  
 Fashion Grey D381-60  
 Canyon Zephyr 4842-60  
 Morro Zephyr 4846-60  
 Black 1595-60

## PAINTS



SC Milk  
 SC Warm White  
 SC Driftwood  
 SC Fieldstone  
 HM Medium Tone  
 SC Grey Value 1  
 SC Solar Black  
 SC Black

## FABRICS



**Burch On Demand collections**  
 (all colors of the patterns below)

Century	Columbus
Dayton	Midway
Traction	Unison
Alliance	Coalition
Unison	Collaborate
Axis	Hinge
Cusp	Tier

**CHICAGO**  
 2451 S. WOLF RD  
 DES PLAINES, IL 60018  
 224.531.5770

**MILWAUKEE**  
 8787 W. BROWN DEER RD  
 MILWAUKEE, WI 53224  
 414.353.9725

**MADISON**  
 608.509.5964  
**FOX VALLEY**  
 608.509.5011

**ST. LOUIS**  
 1604 DIELMAN RD  
 OVERLAND, MO 63132  
 314.373.1589






### **Panels:**

Used Steelcase Answer brand panels are reupholstered in new fabric and electro-statically painted in your choice of Quick Answer colors.  
M=Monolithic panels, T=Tiled panels. Metal tiles may be substituted for fabric on Tiled models.



### **Power:**

Quick Answer workstations include power on the spline and (3) outlets per station (2 outlets for Telemarketing and Benching). Base power in-feeds (whips), and power poles are priced separately.



### **Work surfaces:**

Quick Answer workstations include the choice of new L-shaped rectangular work surfaces or Corner-shaped work surfaces. Laminate work surfaces are finished in choice of t-mold (#4245) or 3mm pvc edge. Corner work surfaces include 2 scallops, straight work surfaces include 1 scallop.




### **Pedestals:**

Used, locking Box/Box/File (BBF) and File/File (FF) pedestals are electro-statically painted (outside only).



### **Binder Bins and Shelves:**

Used Steelcase Answer overhead binder bins and shelves are electro-statically painted. One task light is included with each Quick Answer workstation.



### **Keys:**

Quick Answer includes up to 3 same-number lock cores and 1 key per workstation. Additional keys can be ordered for an upcharge.



### **Extras & Upgrades:**

Glass privacy screens, sit to stand options, pencil drawers, keyboard trays, monitor arms, paper flow organizers and desk-top power units are available to add to any Quick Answer workstation.



## WHAT DOES YOUR OFFICE NEED?

**CHICAGO**

2451 S. WOLF RD  
DES PLAINES, IL 60018  
224.531.5770

**MILWAUKEE**

8787 W. BROWN DEER RD  
MILWAUKEE, WI 53224  
414.353.9725

**MADISON**

608.509.5964

**FOX VALLEY**

608.509.5011

**ST. LOUIS**

1604 DIELMAN RD  
OVERLAND, MO 63132  
314.373.1589

